




# FLO KING HIGH-TEMPERATURE ACCESSORIES




**PUMP STRAINER**

Enables pump to be used solely for agitation. Prevents foreign objects from being sucked up into and damaging pump impeller. Must be used anytime pump is employed without filter cartridges or other attachments that provide impeller protection. **Important!** Pump Strainer requires Threaded Adapter (*see reverse side of bulletin*).



**ADJUSTABLE FLOW RESTRICTOR**

Simply hand-loosen or tighten thumbscrew to decrease or increase flow rate and agitation as desired. Replaces standard 45° or 90° elbow on pump discharge port. Can be ordered as part of filter system for nominal additional charge, or separately as accessory item.



**HORIZONTAL CARTRIDGE ADAPTER**

HCA is used in conjunction with HCA Kit to position filter cartridge(s) parallel (*rather than perpendicular*) to tank bottom. HCA Kit includes Threaded Adapter, Schedule 40 Pipe cut to satisfy your tank depth, HCA, and two Male Adapters. Use kit for bottom filtration or to filter solution while transferring from one tank to another.



**HORIZONTAL CARTRIDGE ADAPTER-SPECIAL**

HCAS is ideal for very shallow tanks. Just insert adapter directly into pump impeller housing and attach filter cartridge. Can also be used with Double or Quad Cartridge Holders to hold two or four filter cartridges, respectively.



**1-1/4" FEMALE ADAPTER**

Accepts pipe and threaded Pump Strainer for special applications such as liquid level control, mid-tank pumping, and decanting (*see explanations on reverse side*). Above configuration also requires Threaded and Male Adapters.



**"S" ATTACHMENT**

"S" attachment is used mainly on BXL2500 and BXL5000. It prevents larger accessories, such as carbon bag or Quad Cartridge Holder, from bumping tank wall ... keeps filter system properly aligned on tank.



★ *Pioneers of In-Tank Filtration* ★



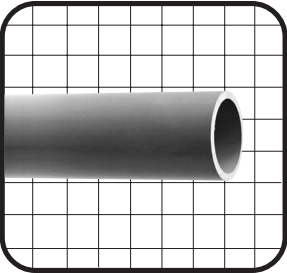
# FLO KING HIGH-TEMPERATURE ACCESSORIES



**Threaded Adapter:** Easily adapts FLO KING 1200, 2500, 3000 and 5000 pumps for several operations. Has 1-1/4" female thread and simply slips into pump impeller housing, where it is held securely by thumbscrews.



**Male Adapters:** Used to attach desired length of 1-1/4" pipe needed for each operation. These adapters provide a 1-1/4" male thread on bottom of pump assembly.



**1-1/4" Schedule 40 Pipe:** Used to position accessories to adapter at desired depth. When specifying length, order one or two inches extra. Dry fit each piece together and set in place to check position in tank. After determining correct position, place small amount of cement to slip joints for future change.

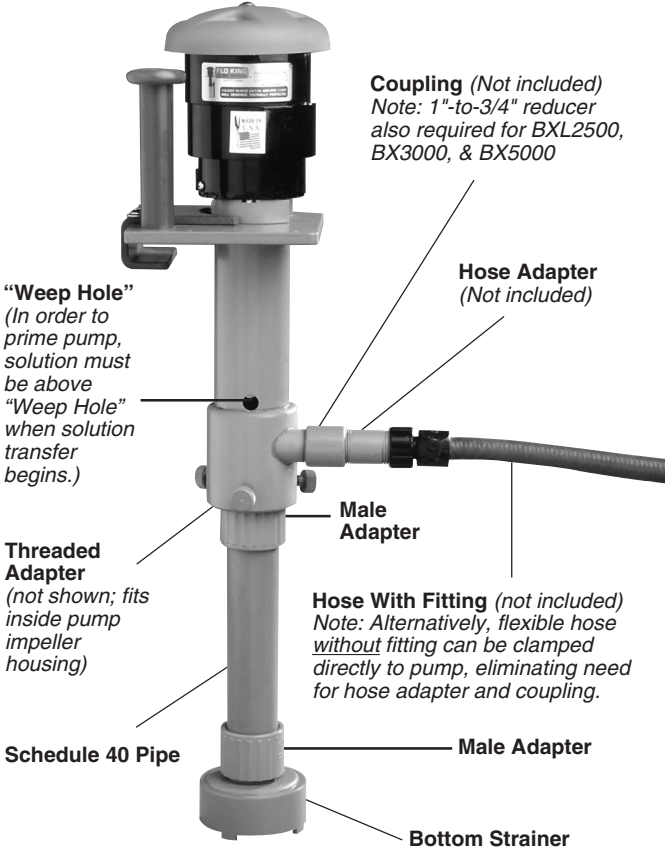


**Bottom Strainer:** Used to empty or transfer solution to another tank. Prevents objects from entering pump and damaging impeller.

## Transfer Adapter Kit (shown here on BX1200)

*Transfers Solution from One Tank to Another!*

**TA Kit includes one Threaded Adapter, two Male Adapters, one piece of 1-1/4" Schedule 40 Pipe specially cut to satisfy your tank depth, and one Bottom Strainer.** When ordering, specify pump model, pump body length, and tank depth so that factory can cut pipe accordingly. TA Kit can be used on FLO KING 1200, 2500, 3000 and 5000-series pumps.



**Coupling (Not included)**  
Note: 1"-to-3/4" reducer also required for BXL2500, BX3000, & BX5000

**"Weep Hole"**  
(In order to prime pump, solution must be above "Weep Hole" when solution transfer begins.)

**Hose With Fitting (not included)**  
Note: Alternatively, flexible hose without fitting can be clamped directly to pump, eliminating need for hose adapter and coupling.

*FLO KING high-temperature accessories can be used in solutions up to 200° F (93° C).*

## SPECIAL ACCESSORY APPLICATIONS

- **Liquid level control** from 1 inch to 20 feet (2.5 cm to 6 meters) is possible by varying length of pipe from pump impeller housing to Pump Strainer (*shown on reverse side of bulletin*). As soon as pump starts pumping, it will continue to pump until solution level drops down to strainer. Pump will again start pumping when solution rises to impeller. Running pump dry does not harm pump or motor.
- **Mid-tank pumping** is used to eliminate stratification of solution. Using different lengths of pipe, Pump Strainer can be placed at any depth desired.
- **Decanting of solution** is advised if there is sludge on tank bottom. Simply allow solution to settle (12 to 48 hours), then attach Pump Strainer on pump at desired depth (1 to 2 inches above sludge). Solution enters sides of strainer, leaving sludge on bottom of tank. Remove sludge and return solution to tank. This method can reduce filtration and carbon treatment time from days to hours while minimizing the number of filter cartridges and the amount of carbon required. This approach has proven successful in large and small tanks alike.